






Connection sets and valves DBE



Complete connection sets wall radiators DBE






For Knockonwood, Strada and Installation in a wall recess

Connection to the wall (not for type 06)

CODE		fill in sleeve coupling	set 11	£
COLO.PW2.DW.3...		chrome/white		74.20
COLO.PW2.DC.3...		chrome		83.20
COLO.PW2.JA.3...		white		64.10
COLO.PW2.JC.3...		silver mat		74.20
COLO.PW2.RM.3...		Remote controlled		117.10








Connection to the floor

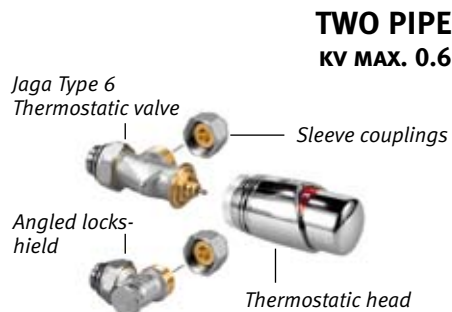
CODE		fill in sleeve coupling	set 12	£
COLO.PF2.DW.3...		chrome/white		66.00
COLO.PF2.DC.3...		chrome		75.00
COLO.PF2.JA.3...		white		55.90
COLO.PF2.JC.3...		silver mat		66.00
COLO.PF2.RM.3...		Remote controlled		108.90



For Knockonwood, Strada and Installation in a wall recess Type 06

Connection to the wall

CODE		fill in sleeve coupling	set 25	£
COLO.SW2.DW.3...		chrome/white		55.90
COLO.SW2.DC.3...		chrome		64.90
COLO.SW2.JA.3...		white		45.80
COLO.SW2.JC.3...		silver mat		55.90
COLO.SW2.RM.3...		Remote controlled		98.80



TRV heads



Sleeve couplings



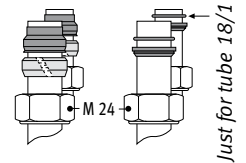
- Thermostatic head and sleeve couplings are included in the price of the connection sets.
- Complete ordering code with sleeve couplings according to the material used and \varnothing of the tube. (The correct type of sleeve coupling is determined by the ordering code of the connection set.)

Example

code connection set code sleeve coupling
COLO. PW2. DW. 3 110

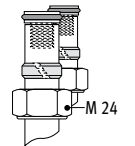
Flexible steel or copper tube

CODE	Tube \varnothing
110	10/1
112	12/1
114	14/1
115	15/1
116	16/1
118	18/1



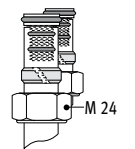
Synthetic

CODE	Tube \varnothing
212	12/2
214	14/2
219	16/1.5
216	16/2
217	17/2
218	18/2



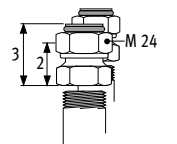
RPE/ALU

CODE	Tube \varnothing
314	14/2
316	16/2
326	16/2.2
318	18/2

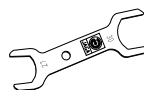


Steel tube for C.H.

CODE	Tube \varnothing
501	1/2"
503	3/8"
Surcharge:	2.00 £



Pro-key



Tool for easy mounting of the Jaga Pro valve.






CODE	£
5090.1120	5.50

Complete connection sets underfloor unit DBE

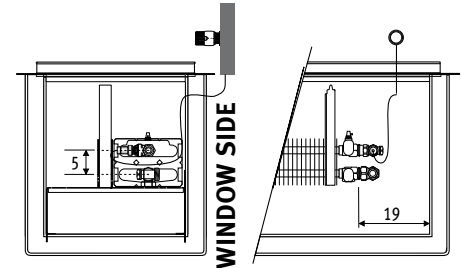

For Canal Compact

Valve at the bottom end of the duct

set 72






CODE			£
<i>fill in sleeve coupling</i>			
COMC.JV2.MA.2...		manual	33.50
COMC.JV2.DW.2...		chrome/white	59.70
COMC.JV2.JA.2...		white	49.60
COMC.JV2.RM.2...		white	102.60
<i>Remote controlled thermostatic head</i>			
COMC.JV2.DS.2...		chrome/white	82.60
<i>Thermostatic head with sensor at distance</i>			

TWO PIPE - kv MAX. 0.6

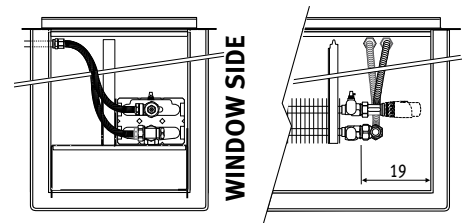
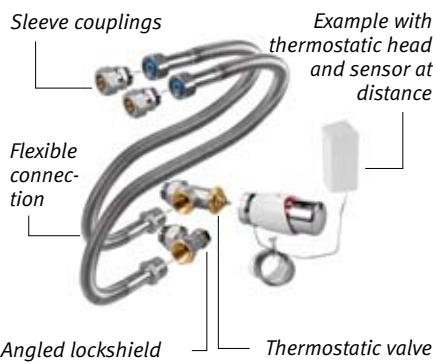


Valve at the bottom end of the duct-detachable heat exchanger

set 73

CODE			£
<i>fill in sleeve coupling</i>			
COCP.JF2.MA.2...		manual	90.90
COCP.JF2.DW.2...		chrome/white	117.10
COCP.JF2.JA.2...		white	107.00
COCP.JF2.RM.2...		white	160.00
<i>Remote controlled thermostatic head</i>			
COCP.JF2.DS.2...		chrome/white	140.00
<i>Thermostatic head with sensor at distance</i>			

TWO PIPE - kv MAX. 0.6



Makes the Low-H₂O heat exchanger detachable for maintenance, even after hydraulic connection.

Sleeve couplings



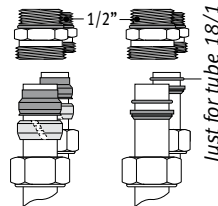
- Thermostatic head and sleeve couplings are included in the price of the connection sets.
- Complete ordering code with sleeve couplings according to the material used and Ø of the tube. (The correct type of sleeve coupling is determined by the ordering code of the connection set.)

Example

code connection set code sleeve coupling
COMC. JV2. DW. 2 **110**

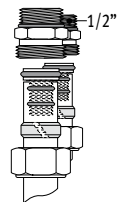
Flexible steel or copper

CODE	Tube Ø
110	10/1
112	12/1
114	14/1
115	15/1
116	16/1
118	18/1



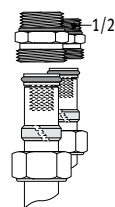
RPE/ALU

CODE	Tube Ø
314	14/2
316	16/2
326	16/2.2
318	18/2



Synthetic

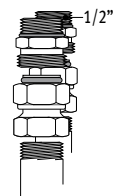
CODE	Tube Ø
212	12/2
214	14/2
219	16/1.5
216	16/2
217	17/2
218	18/2



Steel tube for C.H.

CODE	Tube Ø
502	1/2"
504	3/8"

Surcharge: 2.00 £

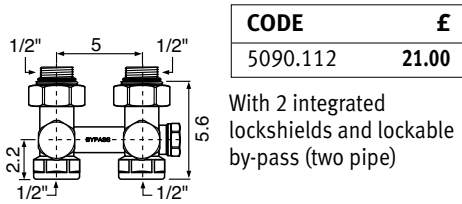


TRV heads



Connection accessories Mini DBE

H-piece 180°

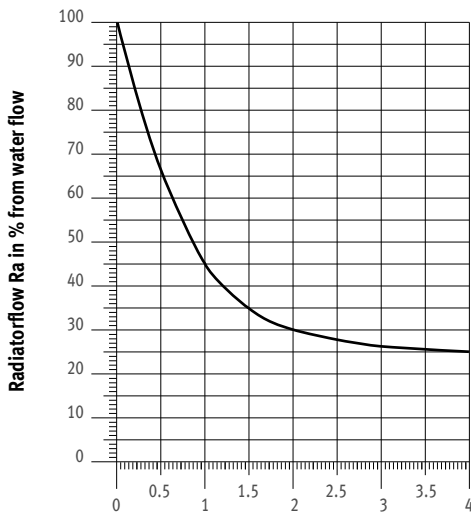


Tool to regulate: 6 mm Allen key.

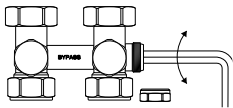
By-pass open: 25% of main pipe water flow goes through heating element.

By-pass closed: 100 % of main pipe water flow goes through heating element.

Adjusting the H-piece (two pipe)



Number of rotations to open the by-pass



Thermostatic heads

CODE		£
5090.1110	chrome/white DW	29.20
5090.1111	chrome DC	38.20
5090.1104	white JA	19.10
5090.1119	silver mat JC	29.20

Thermostatic heads



Sleeve couplings

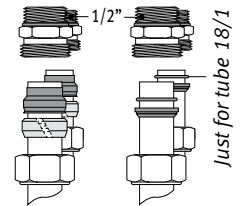
Included in the price of the appliance.

Example

code radiator MINF. 028 081 11. xxx / DBE / **110** code sleeve coupling

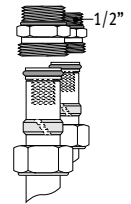
Flexible steel or copper

CODE	Tube Ø
110	10/1
112	12/1
114	14/1
115	15/1
116	16/1
118	18/1



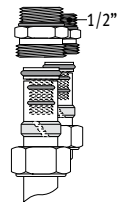
Synthetic

CODE	Tube Ø
212	12/2
214	14/2
219	16/1.5
216	16/2
217	17/2
218	18/2



RPE/ALU

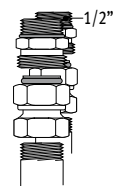
CODE	Tube Ø
314	14/2
316	16/2
326	16/2.2
318	18/2



Steel tube for C.H.

CODE	Tube Ø
502	1/2"
504	3/8"

Surcharge: **2.00 £**

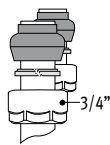


Connection accessories Knockonwood freestanding DBE

Sleeve couplings_Eurocone

Flexible steel or copper

CODE	Tube Ø
112	12/1
114	14/1
115	15/1
116	16/1
118	18/1



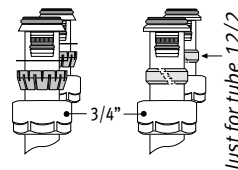
Thermostatic head and sleeve couplings are included in the price of the appliance.

Example

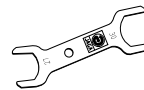
code radiator KNUF. 021 110 10. xxx / DBE / **112** code sleeve coupling

Synthetic or RPE/ALU

CODE	Tube Ø
612	12/2
614	14/2
616	16/2
617	17/2
618	18/2
615	15/2.5
619	16/1.5
620	20/2



Pro-key



Tool for easy mounting of the Jaga Pro valve.

CODE	£
5090.1120	5.50